

# Ruuvi Air

## Air Quality Monitor

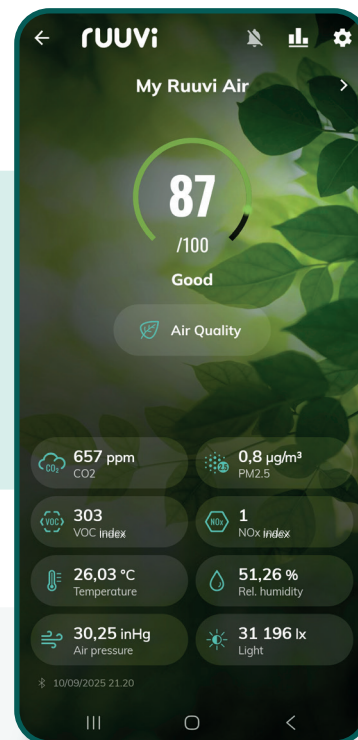
RUUVI

87  
Good



Ø 62,5 mm / 2,46 in  
H: 72,8 mm / 2,87 in  
Usb-c powered

"Your air quality score is good. CO<sub>2</sub> is a bit high, so you could open a window to improve it."



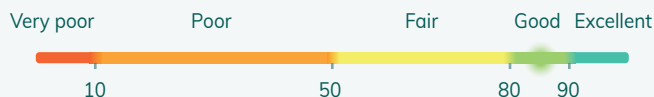
Check the livingroom!

### Monitor indoor air to:

- Improve air quality
- Support better sleep
- Help reduce respiratory irritation
- Support focus and well-being
- Ventilate at the right time
- Get alerts before levels become a problem

### Make cleaner air a daily habit.

Ruuvi Air tracks key indoor air pollutants and turns the data into an easy-to-understand air quality score. The higher the score, the cleaner and healthier the air.



### Gain peace of mind with proactive alerts and in-app guidance.

The Ruuvi Station app lets you track real-time data and 10-day history, set personalized alerts, and get practical tips to improve your indoor air quality — all with no monthly fees.



**Air Quality**  
Combines PM2.5 and CO<sub>2</sub> into a 0–100 score.



**Carbon dioxide (CO<sub>2</sub>)**



**Particulate matter**  
(PM1, PM2.5, PM4, PM10)



**Nitrogen oxides index (NO<sub>x</sub> index)**



**Volatile organic compounds index (VOC index)**



**Temperature**  
(°C, °F, K)



**Air humidity**  
(Relative, absolute, dew point)



**Air pressure**  
(Pa, hPa, mmHg, inHg)




See indoor air quality at a glance with the device's color-coded LED.



The free Ruuvi app displays your air quality score and all other measurements.



If the score drops, don't worry – the app offers tailored tips to improve air quality.



Set your own alert thresholds and messages in the app.



Ruuvi Air measures every second and stores a 10-day on-device history.

Readings sync to your phone when in Bluetooth range. Enable remote monitoring with Ruuvi Gateway (sold separately).